

VT Tyndall Unconstrained UK Income Fund

Factsheet | August 2024



Manager: **Simon Murphy**


Managed fund since: 01/02/2020

Simon has over 25 years UK equity experience, including 11 years at Merian Global Investors, as Head of UK Large Cap Equities, and 10 years at M&G Investments.

Fund Characteristics

- The Fund aims to generate capital growth alongside rising income
- A high conviction portfolio of 30-40 best ideas biased towards the mid-cap area of the UK stock market
- Genuine active management. Active share targeted at 80%+ with no benchmark constraints
- A diversified income stream of premium yield and dividend growth
- 0.54% Annual Management Charge
- For the formal Fund Objectives, please refer to the fund prospectus

Awards and Ratings



Cumulative Performance

VT Tyndall Unconstrained UK Income Fund A Acc v iShares UK Equity Index (UK) D Acc & IA UK Equity Income Sector
Under current manager : 31/01/2020 – 30/08/2024



Source: © 2024 FE. Total Return, Bid-Bid in GBP, net income reinvested
Past performance is not a reliable indicator of future results

The Facts

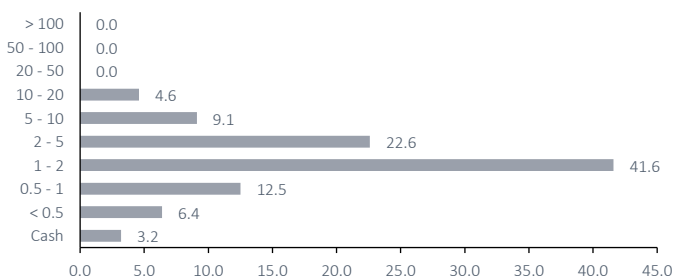
Performance Information

	Current manager 31/01/20	1m	3m	6m	YTD	1 yr	3 yr
VT Tyndall Unconstrained UK Income A Acc	37.77%	-1.41%	2.18%	9.04%	7.54%	15.20%	19.71%
Quartile	1	4	3	4	4	4	3
IA UK Equity Income	27.43%	0.06%	2.81%	13.77%	11.64%	18.20%	19.66%
iShares UK Equity Index (UK) D Acc	32.75%	0.57%	2.82%	11.78%	10.76%	15.95%	24.90%

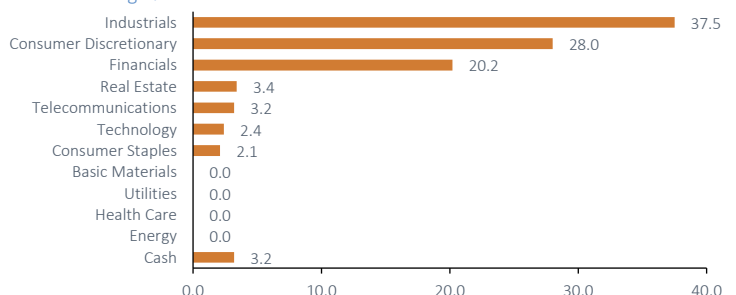
Discrete calendar annual returns	2023	2022	2021	2020	2019
VT Tyndall Unconstrained UK Income A Acc	18.01%	-6.45%	13.59%	-0.34%	11.60%

Source: © 2024 FE. Total Return, Bid-Bid in GBP, net income reinvested.

Market Cap Breakdown (€bn) Percentage %



Sector Breakdown Percentage %



VT Tyndall Unconstrained UK Income Fund

Factsheet | August 2024



Share Class Information

Class	Type	ISIN	SEDOL	BLOOMBERG
A	GBP Income	GB00BYX0D836	BYX0D83	VTORIAI
A	GBP Accumulation	GB00BYX0D612	BYX0D61	VTORIAA
B	GBP Income	GB00BL982505	BL98250	VTOINCB
B	GBP Accumulation	GB00BL982497	BL98249	VTORLIB

Top 10 Holdings

	30 th August 2024		30 th August 2024
Bodycote Plc	3.9%	Kier Group Plc	3.6%
RS Group Plc	3.9%	International Workplace Plc	3.5%
Vesuvius Plc	3.8%	Morgan Advanced Materials Plc	3.5%
Intermediate Capital Plc	3.7%	Dunelm Group Plc	3.5%
Breedon Group Plc	3.6%	EasyJet Plc	3.4%

Fund Information

Sector	IA UK Equity Income
Launch Date	28 th Sept 2015
Fund size	£36.4m
Fund structure	UK OEIC
Number of holdings	32
Active share*	95.9%
Historic Yield**	3.98%
Launch Price	100p
Unit types	Accumulation and Income
Prices	Daily
Valuation Point (UK Business Days)	12 noon (UK)
Dealing Line	+44(0)1343880344
Initial Charge	0%
Annual Management Charge	Class A: 0.54%
OCF As at 28/6/24	Class A: 0.65%
Minimum investment (can be waived at Directors discretion)	£10,000
Ex Dividend dates	31 Mar, 30 Jun, 30 Sept, 31 Dec
Distribution dates	31 May, 31 Aug, 30 Nov, end Feb
Eligibility	ISA, SIPP and Direct Invest

*Source: Bloomberg

**Historic yield reflects distributions paid over the past 12 months as a percentage of the price of the A Inc share class as at 30/08/2024. It does not include any initial charge and investors may be subject to tax on their distributions.

Authorised Corporate Director

Valu-Trac Investment Management Ltd
Level 13, Broadgate Tower
20 Primrose Street
London
EC2A 2EW
www.valu-trac.com

Investment Manager

Tyndall Investment Management
5-8 The Sanctuary
London
SW1P 3JS
www.tyndallim.co.uk

Annual Dividend Payments

Year	Pence per Share	Y-on-Y Change	UK CPI Inflation**
2015/16*	1.03	n/a	0.5%
2016/17	3.54	244.4%	2.3%
2017/18	3.62	2.3%	2.5%
2018/19	3.97	9.6%	1.9%
2019/20	3.77	-5.0%	1.5%
2020/21	3.00	-20.4%	0.7%
2021/22	3.69	22.7%	7.0%
2022/23	4.17	13.0%	10.1%
2023/24	4.37	4.8%	3.2%

A Inc shares, calculated to end March 2024. *2015/16 partial year only. **

Source: Bloomberg.

Capital at Risk – the value of investments can fall as well as rise and you may not get back the amount you invest.

Please see the Key Investor Information Document for more information on the risks associated with this fund.

For platform availability please refer to:

www.tyndallim.co.uk/tyndall-funds/vt-tyndall-unconstrained-uk-Income-fund/

The information in this document is based upon the opinions of Tyndall and should not be viewed as indicating any guarantee of returns from any of the firm's investments or services. The document is not an offer or recommendation in a jurisdiction in which such an offer is not authorised or to any person to whom it is unlawful to make such an offer. The information in this Report has no regard to the specific investment objectives, financial situation or particular needs of any specific recipient and is published solely for informational purposes and is not to be construed as a solicitation or an offer to buy or sell any securities or related financial instruments. In the absence of detailed information about you, your circumstances or your investment portfolio, the information does not in any way constitute investment advice. If you have any doubt about any of the information presented, you should obtain financial advice. Past performance is not necessarily a guide to future performance, the value of an investments and any income from them can go down as well as up and can fluctuate in response to changes in currency exchange rates, your capital is at risk and you may not get back the original amount invested. Any opinions expressed in this Report are subject to change without notice. Portfolio holdings are subject to change and the information contained in this document regarding specific securities should not be construed as a recommendation or offer to buy or sell any securities referred to. A key objective of the fund is to provide income. Therefore, some or all of the annual management charge is taken from capital rather than income. This can reduce the potential for capital growth.

Sources for all tables and graphs herein are Valu-Trac Investment Management Limited unless otherwise indicated. The information provided is "as is" without any express or implied warranty of any kind including warranties of merchantability, non-infringement of intellectual property, or

fitness for any purpose. Because some jurisdictions prohibit the exclusion or limitation of liability for consequential or incidental damages, the above limitation may not apply to you. Users are therefore warned not to rely exclusively on the comments or conclusions within the Report but to carry out their own due diligence before making their own decisions. Employees of Odd Asset Management, or individuals connected to them, may have or have had interests of long or short positions in, and may at any time make purchases and/or sales as principal or agent in, the relevant securities or related financial instruments discussed in this Report.

© 2024 Odd Asset Management. Authorised and regulated by the Financial Conduct Authority (UK), registration number 660915. This status can be checked with the FCA on 0800 111 6768 or on the FCA website

(UK). All rights reserved. No part of this Report may be reproduced or distributed in any manner without the written permission of Odd Asset Management

Investment Manager: Tyndall Investment Management, 5-8 The Sanctuary, London, SW1P 3JS. Tyndall Investment Management is a trading name of Odd Asset Management Limited.

