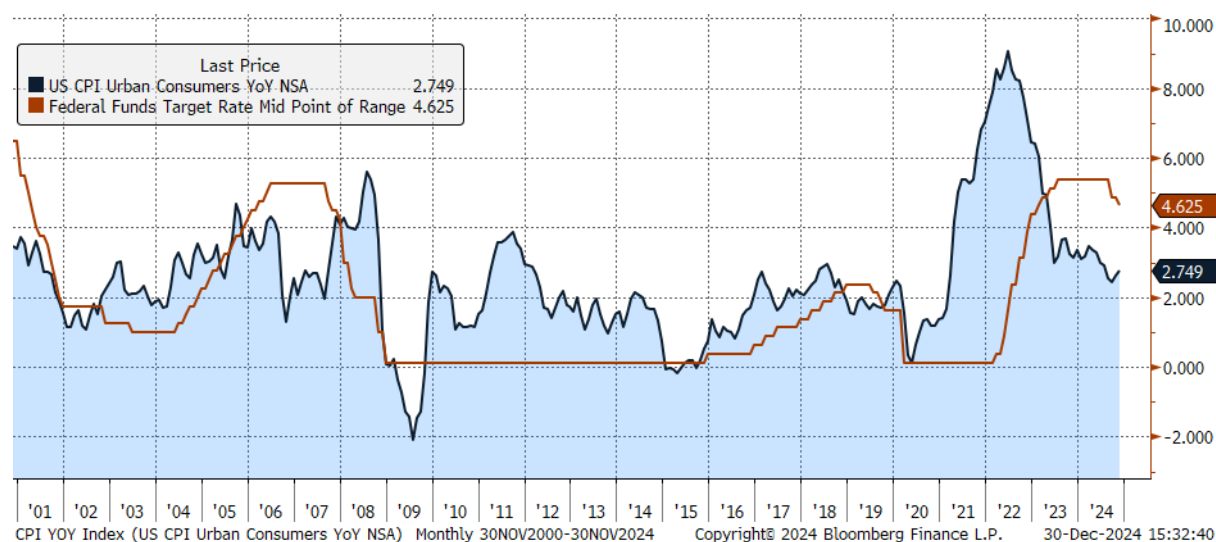




“I think it’s the greatest job in government. You show up to the office once a month and you say, ‘let’s say flip a coin’ and everybody talks about you like you’re a god.” – Donald Trump on the role of the Chairman of the Federal Reserve

After having rallied significantly post the re-election of Donald Trump, it took the Chairman of the Federal Reserve to take some of the wind out of the sails of global markets. Although he cut interest rates by a further 25 basis points, his commentary was a lot more hawkish than the markets would have liked, saying that the decision to cut was a close call and also indicated that only two more cuts were likely in 2025.



The political machinations in Europe continued during the month with Michel Barnier losing his mandate as Prime Minister in France as both the left and right voted against him and his budget plans, forcing President Macron to appoint the centrist François Bayrou as France’s fourth Prime Minister of the year. Across the border in Germany, the Federal election has been pulled forward from 28th September to 23rd February next year after Chancellor Olaf Scholz lost a vote of no-confidence. On current polling his SPD party is trailing behind the far-right Alternative für Deutschland party and the CDU/CSU coalition.

Similar to the Federal Reserve, which turned more hawkish post their latest rate cut, the ECB also cut rates, with the Governing Council suggested that further reductions may be put on hold as there are signs of inflation starting to reemerge in the region and worries that a devaluation of the Euro and higher energy prices might lead to these concerns increasing.

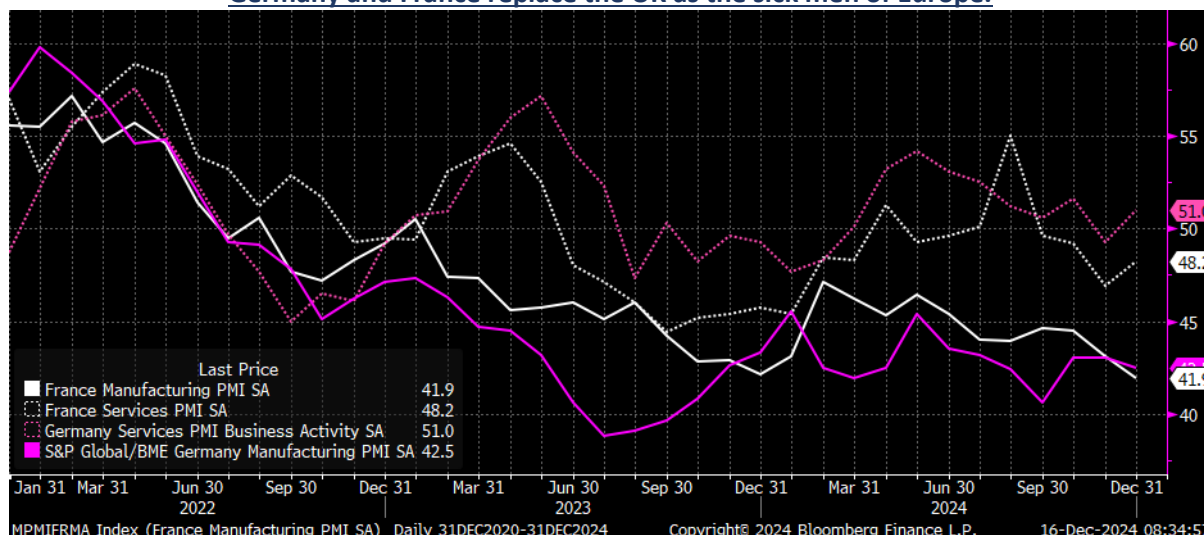
The macroeconomic data from the two main countries in Europe remains less than encouraging with the manufacturing numbers deep in recessionary territory, and France has now dropped below Germany as the new laggard in the region. One bright spot in this gloom is that the German services number now is above 50, signalling slight growth and the ZEW expectation of economic growth also appears to be improving.



Capital at Risk – the value of investments can fall as well as rise and you may not get back what you invested

Past performance is not a reliable indicator of future results.

Germany and France replace the UK as the sick men of Europe.



Source: TIM/ Bloomberg

Although the macro may be poor, on the corporate side most companies remain fairly upbeat about the outlook and their current state, even if Trump tariffs and Chinese malaise are topics regularly discussed in recent conversations. If this disconnect between the macro and the corporate continues, we would not be surprised if more companies attract the attention of PE or competitors, as has happened in the UK, where five of the FTSE 100 companies have received bids this year and 19 of the FTSE 250, compared to three in total in 2023. On AIM and the FTSE smallcap index, the situation is little different, with a further 19 having received bids by the end of September, and 55% of the bids coming from overseas, according to a report by Peel Hunt.

As we close December, it is worth noting that most headline county indices have had a resilient year, as equities have, for the most part, ignored the geopolitical issues. The headline numbers, are often, however masked by a few large companies dominating the indices masking the overall picture, as we have reported on in previous commentaries. At the end of November, the MSCI World Index had no non-US companies within its top 10 constituents, and almost mirroring the S&P 500 top 10 holdings (Berkshire Hathaway and JP Morgan vying for 10th and 11th place). The top 10 of the S&P 500 ETF now account for 37.5% of the overall index and of the 1,397 constituents in the MSCI World index, the top 10 account for 24.4% of the whole.

Regional 2024 Returns in GBP.

Index	County	24 Return	Index	County	24 Return
MDWO	Global	20.79%	FTSE 100	UK	5.69%
S&P 500	US	25.71%	ASX	UK	5.57%
Nasdaq Composite	US	31.11%	DAX	Germany	13.59%
Russell 1000	US	25.19%	CAC 40	France	6.69%
Nikkei 225	Japan	8.70%	SMI	Switzerland	1.75%
Stoxx 600	Europe	1.06%	Euro Stoxx 50	Europe	3.26%
Shanghai Composite	China	13.36%	Sensex	India	7.24%
CSI 300	China	13.74%	KFX	Denmark	12.05%

Source: TIM/ Bloomberg

During the month, the VT Tyndall Global Select Fund B Acc (GBP) fell by 3.50%. After briefly making a new all-time high at the start of the month, the usual December rally failed to materialise and global equity markets declined after an abnormally strong November performance. Holdings in Novo Nordisk, United Rentals, Sherwin Williams, Otis Worldwide, Home Depot and Canadian Natural Resources were the main culprits detracting from performance, while our positions in Diageo,



Capital at Risk – the value of investments can fall as well as rise and you may not get back what you invested

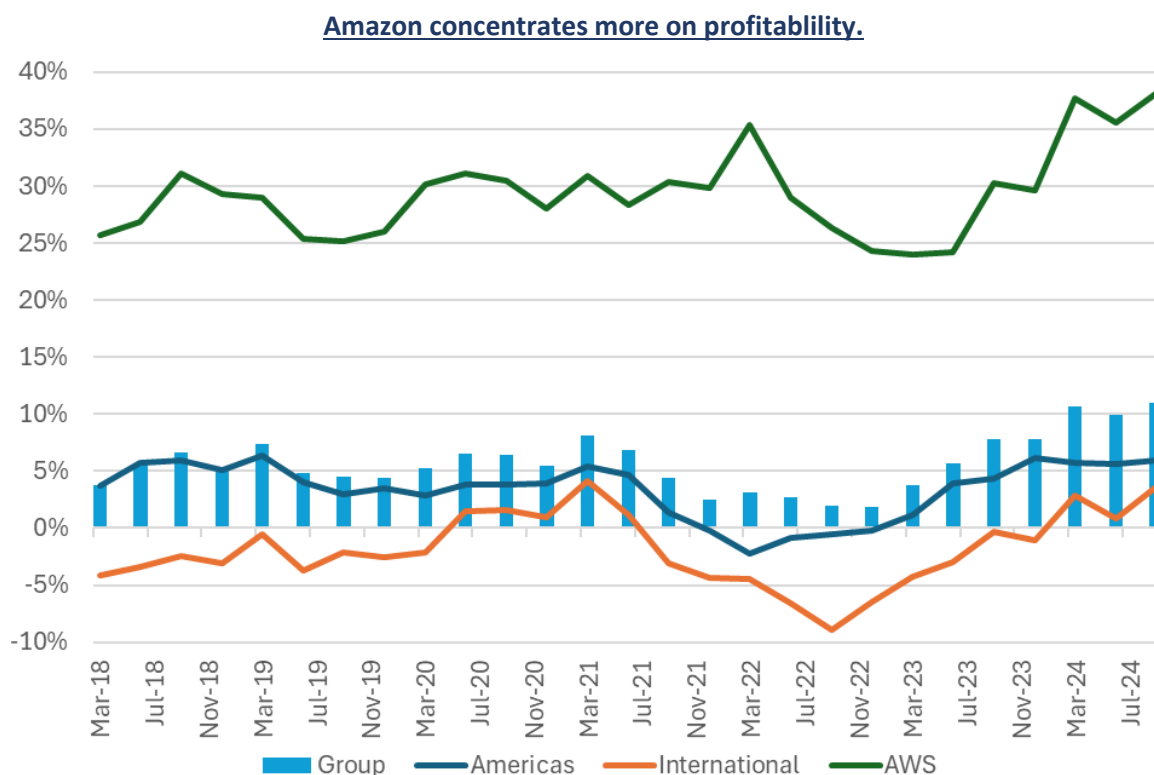
Past performance is not a reliable indicator of future results.

Amazon, L’Oréal, Apple, Amadeus IT Group and Microsoft all posted positive returns during the month. The return for the annual year 2025 closed out at 9.19%.

Fund Activity and News

During the month we continued to trim our holding in American Express which after further strong performance had once again become an outsized position in the Fund. We continue to hold a large position in the company as we see further opportunities for the company but banked some of the recent profit for reinvesting in opportunities elsewhere.

We increased our position in Amazon during the month. We reinvested back into Amazon earlier in the year as the operating margins for all three divisions turned positive, having sat on the sidelines during the previous two years while margins in all three divisions declined significantly. Having all three divisions posting positive margins is something that Amazon has managed for five quarters previously, and that was during the pandemic when there was lower investment and a significant boost in sales.



Source: TIM/Company Reports

The difference today is that the CEO, Andy Jassy, has focussed on lowering cost to serve on a per unit basis, so this inflection is more meaningful and likely to persist for more than a three quarters that it has managed so far. In his 2024 shareholder letter, he referenced the shift to focus on profits rather than volumes saying:

“As we look toward 2024 (and beyond), we’re not done lowering our cost to serve. We’ve challenged every closely held belief in our fulfilment network, and reevaluated every part of it, and found several areas where we believe we can lower costs even further while also delivering faster for customers. Our inbound fulfilment architecture and resulting inventory placement are areas of focus in 2024, and we have optimism there’s more upside for us”.



Capital at Risk – the value of investments can fall as well as rise and you may not get back what you invested

Past performance is not a reliable indicator of future results.

We remain optimistic on the outlook for the Amazon Web Services part of the business that, like the other cloud providers, has made significant investments in the cloud hosting offering. Amongst the numerous improvements in functionality is the building out its AI capabilities. Within its AI offering is the compelling portfolio of Large Language Models (LLMs) that AWS now has and has also recently launched its Trainium 2 in house chip, and Trainium 3 is in development and believed to be the first 3 nanometre AWS chip.

Despite the performance of Amazon so far this year, the improvement in profitability means that its valuation on most metrics is much more appealing than it has been in the past, and on a price/earnings basis there has been only a marginal increase in the valuation, reflecting the fact that the earnings have been keeping pace with the increase in the share price. We believe that this multiple should be meaningfully higher given the increased profitability outlook for the company.



Source: TIM/Bloomberg

Going forward we will be publishing a more condensed monthly report and on a quarterly basis in a format similar to this. We remain committed to keeping investors informed of our thoughts and ideas, so please feel free to contact us in between these updates should you want us to visit or talk you through how we see the markets and how we are positioning the Fund to take up the opportunities that may have arisen.

Richard Scrope, Fund Manager, VT Global Select Fund, 31st December 2024

Data source (unless otherwise stated): Bloomberg, FE Analytics

Contact Details:

Fund Manager: Richard Scrope – rscrope@tyndallim.co.uk

Head of Distribution: Theresa Russell – trussell@tyndallim.co.uk



Capital at Risk – the value of investments can fall as well as rise and you may not get back what you invested

Past performance is not a reliable indicator of future results.

Disclaimer

WARNING:

All information about the VT Tyndall Global Select Fund ('The Fund') is available in The Fund's prospectus and Key Investor Information Document which are available free of charge (in English) from Valu-Trac Investment Management Limited (www.valu-trac.com). Any investment in the fund should be made on the basis of the terms governing the fund and not on the basis of any information provided herein.

The information in this Report is presented using all reasonable skill, care and diligence and has been obtained from or is based on third party sources believed to be reliable but is not guaranteed as to its accuracy, completeness, or timeliness, nor is it a complete statement or summary of any securities, markets or developments referred to. The information within this Report should not be regarded by recipients as a substitute for the exercise of their own judgement.

The information in this Report has no regard to the specific investment objectives, financial situation or particular needs of any specific recipient and is published solely for informational purposes and is not to be construed as a solicitation or an offer to buy or sell any securities or related financial instruments. In the absence of detailed information about you, your circumstances or your investment portfolio, the information does not in any way constitute investment advice. If you have any doubt about any of the information presented, please consult your stockbroker, accountant, bank manager or other independent financial advisor.

Capital at Risk- Value of investments can fall as well as rise and you may not get back the amount you have invested. Income from an investment may fluctuate in money terms. If the investment involves exposure to a currency other than that in which acquisitions of the investments are invited, changes in the rates of exchange may cause the value of the investment to go up or down. Past performance is not necessarily a guide to future performance.

Any opinions expressed in this Report are subject to change without notice and Tyndall Investment Management is not under any obligation to update or keep current the information contained herein. Sources for all tables and graphs herein are Valu-Trac Investment Management Limited unless otherwise indicated.

The information provided is "as is" without any express or implied warranty of any kind including warranties of merchantability, non-infringement of intellectual property, or fitness for any purpose. Because some jurisdictions prohibit the exclusion or limitation of liability for consequential or incidental damages, the above limitation may not apply to you.

Users are therefore warned not to rely exclusively on the comments or conclusions within the Report but to carry out their own due diligence before making their own decisions. Employees of Tyndall Investment Management, or individuals connected to them, may have or have had interests of long or short positions in, and may at any time make purchases and/or sales as principal or agent in, the relevant securities or related financial instruments discussed in this Report.

© 2025 Tyndall Investment Management.

Tyndall Investment Management is a trading name of Odd Asset Management. Authorised and regulated by the Financial Conduct Authority (UK), registration number 660915. This status can be checked with the FCA on 0845 730 0104 or on the FCA website (UK). All rights reserved. No part of this Report may be reproduced or distributed in any manner without the written permission of Tyndall Investment Management.

Investment Manager: 5-8 The Sanctuary, London, SW1P 3JS.



Capital at Risk – the value of investments can fall as well as rise and you may not get back what you invested

Past performance is not a reliable indicator of future results.